

Conscript Document

Arkaedian

υ + ρ̄ ρ̄ -
ϕ + ϑ i 4

Date: March 28th 2023

Author: Mark Lyman



Versions

Version	Date	Author(s)	Notes
1.0	2011	Mark & Bailey Lyman	Initial Release of Arkaedian Alphabet
1.1	3/28/2023	Mark Lyman	This document created
1.2	3/30/2023	Mark Lyman	Updated for Omniglot
1.3	3/30/2023	Mark Lyman	Fixed 'a' in Arkaedian logo

Table of Contents

Versions	2
Table of Contents	3
The Story	4
Basic Structure	5
Advanced Structure and Features	6
Similar Sounds	6
Combination Sounds	6
Words	6
Vowels	6
Participles, Plurals, and Possessives	7
The Empty Symbol	7
Table of Symbols	8
Sample Texts	9
Universal Declaration of Human Rights	10
Conclusion	11
Blank Phonetic Template	12

The Story

Arkaedian is a constructed script (or conscript) that was invented by me, Mark Lyman, in the year 2011. I was looking for a way to write “secret” notes to my kids in church - but not by utilizing writing that required a key to decode. So I decided to invent a phonetic alphabet that had to accomplish 3 things:

1. It had to be so easy to learn, that my 8 year old could learn it quickly and easily.
 - a. Meaning it also has to be easy to write - nothing too weird.
2. It had to be unreadable to outsiders.
3. It had to look cool as heck!

And thus Arkaedian was born.

It took many versions and rewrites with my daughter Bailey until we finally finished it. I have taught not only her, but others as well.

Over the years, I have found that you never truly forget how to read it. After months of not using it, I can still read it without issues. Writing requires a quick view of the cheat sheet, and then after a minute or two, I no longer need the sheet.

Basic Structure

Arkaedian is a PHONETIC alphabet, meaning the symbols represent the SOUNDS we make when we speak. The English alphabet sort-of captures this, but not very well.

I tried to capture all the various sounds in the English language. I'm not a language scientist by any means, so I just used Google to research the various phonetics we make with our mouths.

I learned A LOT about the positions of the mouth and that each position has a name and an entire science behind it. Fascinating!

I ended up with 14 vowels, 21 consonants, 3 words, 3 participles, and one empty symbol.

It might seem like a lot of symbols, but so many are repeated and/or similar to the English alphabet, you won't even notice.

Advanced Structure and Features

Similar Sounds

To make it easy to learn, in many cases I used same, similar, and/or very similar looking letters. I also grouped similar sounding letters together (such as b, d, p).

Combination Sounds

The most complicated piece was trying to find letters that could be combined, for sounds such as “st” or “sh” or “ng”. It’s quite a task to design an “s” and a “t” and then design a letter for “st” that incorporates both “s” and “t”. Keep in mind that “s” and “h” also need to combine for “sh” - so the “s” must work with both “st” and “sh”. That took some real thought and time. But through trial and error we accomplished it.

Words

I also made symbols for 3 of the most used words in the English language - “the, and, you”. The symbols nearly match what the letters of the words would be anyway. Again, lots of thought and time, and very easy to remember and read. Remember that this is a PHONETIC alphabet, so the symbol for ‘you’ works with both the word ‘you’ and also as a letter in ‘few’.

Vowels

The real kicker to this language is the placement of the vowels. They go *above* the consonant. This accomplishes 2 things. It looks cool as heck, and it makes it easy to read because your brain immediately recognizes “oh, a vowel”.

Participles, Plurals, and Possessives

There are 3 participles

1. es - "She bakes." "He drives the car."
2. ing - "She is baking." "He is driving the car."
3. ed - "She baked" - not usable for drive, because the word becomes "drove" not "drived".

I have also used the "es" symbol to mean plural. "She has multiple apples".

I have also used the "es" symbol to show possession. "It was the cat's fault".

The Empty Symbol

There is a single symbol which indicates no sound. It's used when there are 2 vowel sounds together or a vowel at the end of a word, to indicate that they are not followed by a consonant.


Take the word 'cyan' for example. It has the vowel sound 'i' and 'a' together. So the 'i' symbol has an "empty" symbol underneath and then the 'a' goes above the 'n'.

Table of Symbols


Vowels	r <u>A</u> te	r <u>A</u> t	r <u>O</u> t	m <u>E</u> Et	m <u>E</u> t	f <u>O</u> ot	f <u>O</u> od		
	Ɱ	∩	∪	Ⓒ	€	Ⓚ	Ⓛ		
Vowels	Over	OUt	OIl	r <u>I</u> pe	r <u>I</u> p	f <u>U</u> n	f <u>U</u> r		
	⓪	⊖	⊘	⓷	⓸	—	—		
Consonants	Big	Dig	Pig	Kit	Gas	Tip	THin	THen	
	Ⓓ	Ⓔ	Ⓕ	†	‡	Ⓛ	Ⓣ	Ⓡ	
	Jew	CHew	Mat	Nat	Hip	Lip	Win		
Consonants	Ⓝ	Ⓢ	Ⓜ	Ⓝ	Ⓛ	Ⓛ	Ⓦ		
	Rip	Yip	Fan	Van	Sun	Zoo			
	Ⓡ	Ⓢ	Ⓜ	Ⓝ	Ⓢ	Ⓩ			
Combos	SHun	SIun	nuIS	fiX(KS)	viSIon	iSM	riNG	QUit	fEW
	Ⓢ	Ⓢ	Ⓢ	Ⓢ	Ⓢ	Ⓢ	Ⓢ	Ⓢ	
Words			Participles			EMPTY			
THE	AND	YOU	ES/PLRL	ING	ED	EMPTY			
Ⓡ	Ⓜ	Ⓢ	Ⓛ	Ⓜ	Ⓢ	Ⓛ			

Sample Texts


The quick brown fox jumps over the lazy dog.



I ate the apples.




My mother is biased.



There is a lot going on in there...

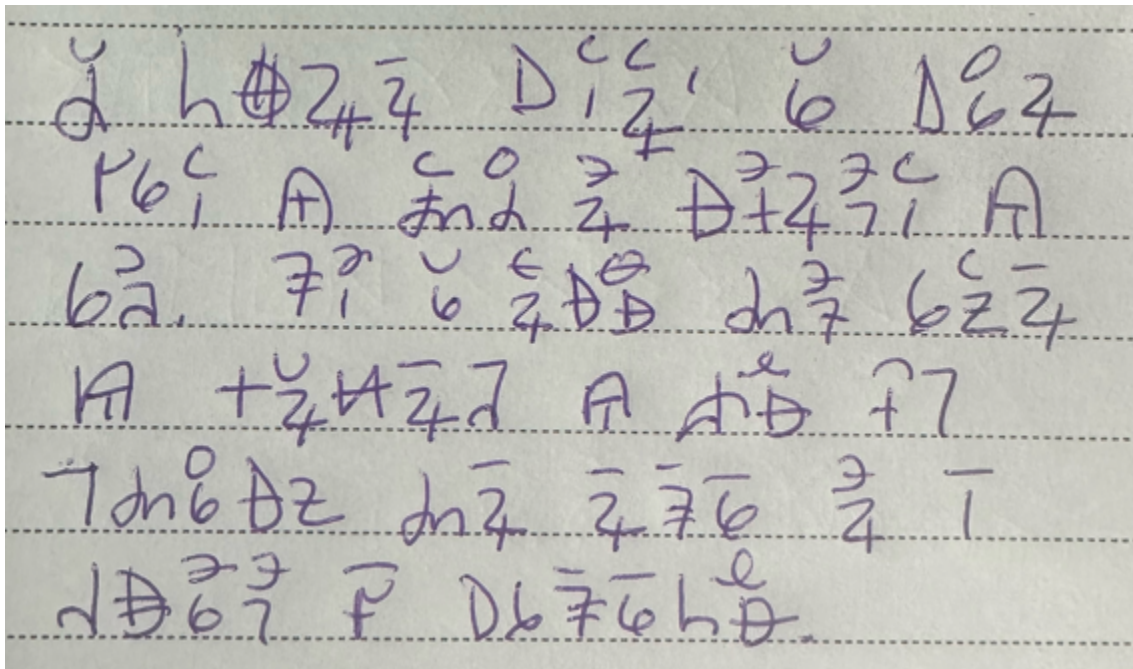
- The "uh" and "uhr" in mother use the same symbol.
- In the word "biased" we have 2 vowels next to each other, so we use the "empty" or no-sound symbol under the 'i'.
- Notice the "ed" participle at the end of the word 'biaseded'.

Plagiarism is cheating.



Notice the participle for 'ing' in the last word "cheating".

Universal Declaration of Human Rights



All human beings are born free and equal in dignity and rights. They are endowed with reason and conscience and should act towards one another in a spirit of brotherhood.

(Article 1 of the Universal Declaration of Human Rights)

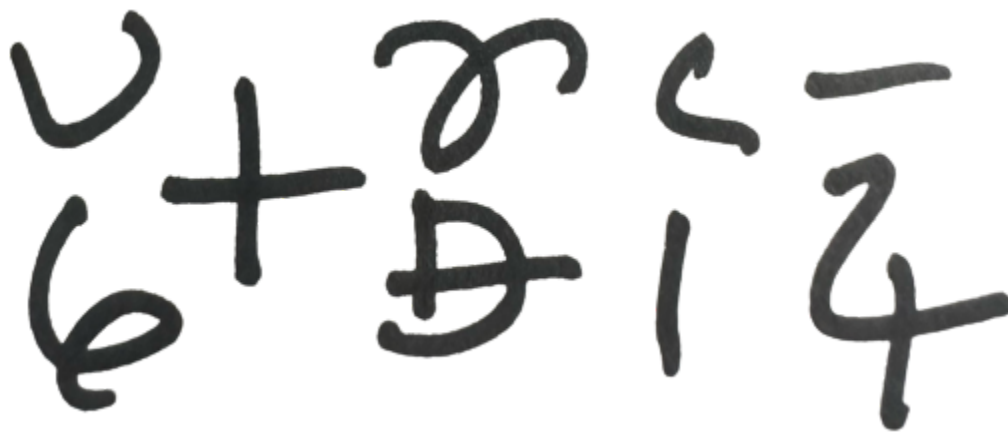
Conclusion

I believe this conscript has accomplished all 3 goals.

1. It's so easy to learn, even a child can learn to both read and write it.
2. It's unreadable to outsiders.
3. It looks really cool when written.

I hope you find this conscript as easy to learn, and as enjoyable, as we have found it to be. It is very cool to understand a way of writing that no one else does - and to have it all in your head.

Almost like a super power.

A set of handwritten characters in a stylized, cursive script. The characters are arranged in two rows. The top row contains four characters: a 'u' shape, a plus sign, a character resembling a '2' with a loop, and a character resembling a '4' with a horizontal bar. The bottom row contains four characters: a '6' shape, a plus sign, a character resembling a '5' with a loop, and a character resembling a '7' with a horizontal bar.

Blank Phonetic Template

Vowels	r <u>A</u> te	r <u>A</u> t	r <u>O</u> t	m <u>E</u> et	m <u>E</u> t	f <u>O</u> ot	f <u>O</u> od
	<u>O</u> ver	<u>O</u> ut	<u>O</u> il	r <u>I</u> pe	r <u>I</u> p	f <u>U</u> n	f <u>U</u> r

Consonants	<u>B</u> ig	<u>D</u> ig	<u>P</u> ig	<u>K</u> it	<u>G</u> as	<u>I</u> ip	<u>T</u> hin	<u>T</u> hen
	<u>J</u> ew	<u>C</u> hew		<u>M</u> at	<u>N</u> at	<u>H</u> ip	<u>L</u> ip	<u>W</u> in
	<u>R</u> ip	<u>Y</u> ip		<u>F</u> an	<u>V</u> an	<u>S</u> un	<u>Z</u> oo	

Combos	<u>S</u> Hun	<u>S</u> Tun	<u>n</u> u <u>S</u>	<u>f</u> i <u>X</u> (<u>K</u> S)	<u>v</u> i <u>S</u> Ion	<u>i</u> S <u>M</u>	<u>r</u> i <u>N</u> G	<u>Q</u> u <u>I</u> t	<u>f</u> E <u>W</u>

Words		
THE	AND	YOU

Participles			
ES/PLRL	ING	ED	EMPTY